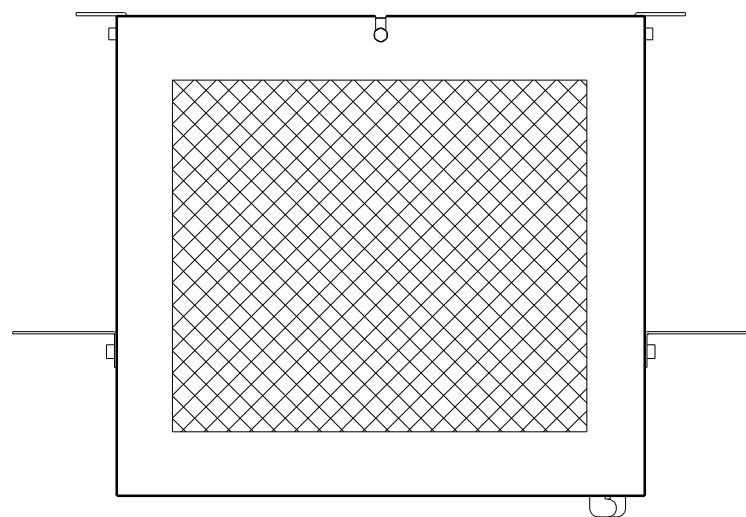


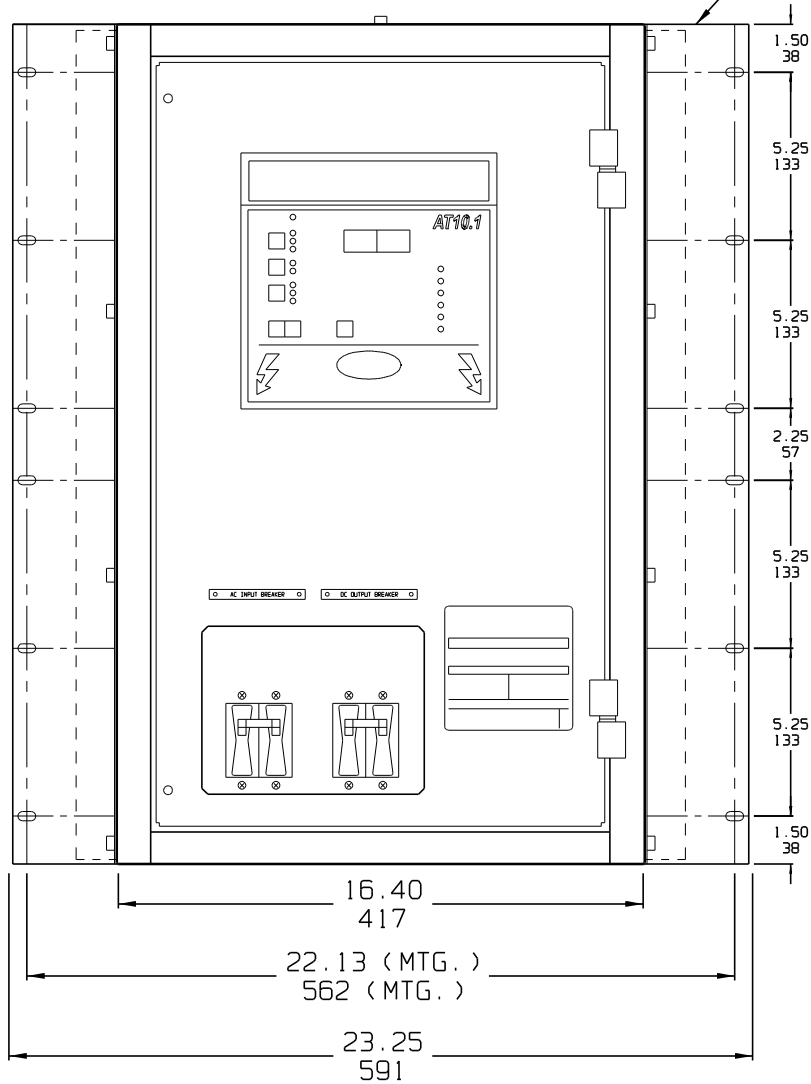
TOP VIEW



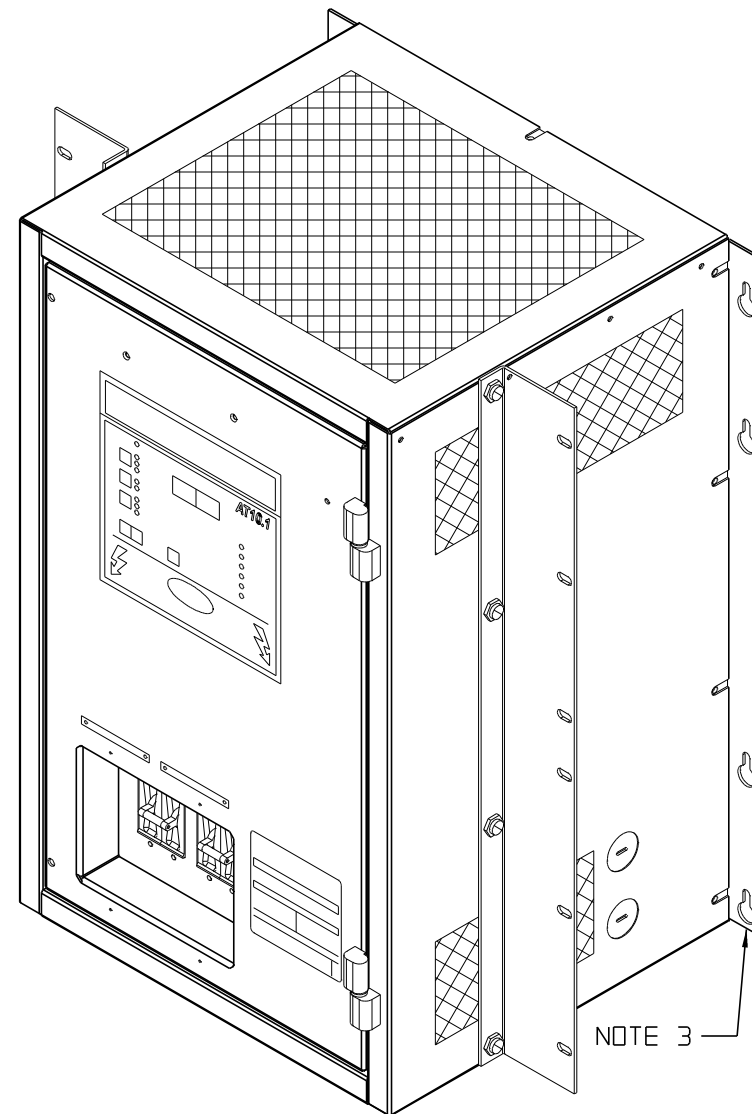
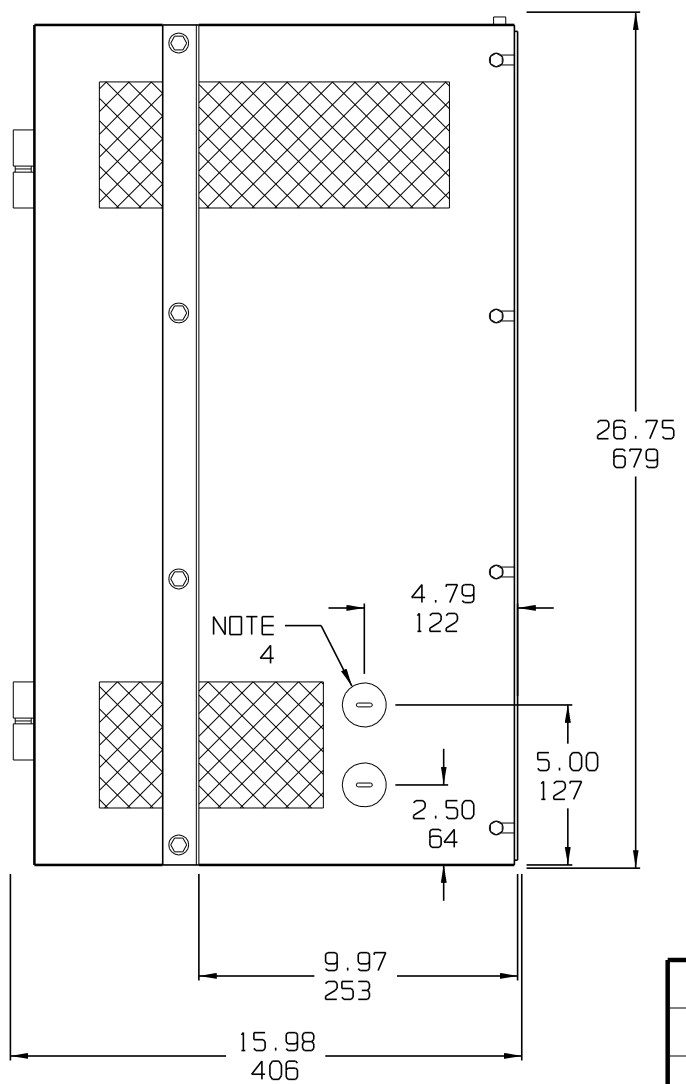
STYLE-5017 ENCLOSURE NOTES:

- 1) ENCLOSURE IS A NEMA-1 / IP20 TYPE STEEL CABINET WITHOUT GASKETS, FINISH IS ANSI-61 GRAY EPOXY POWDERCOAT.
- 2) ALLOW 12in / 305mm OF FREE AIR (TOP AND FRONT OF CABINET) FOR VENTILATION.
- 3) EIGHT (8) KEY-HOLE SLOTS ARE PROVIDED ON THE BACK OF ENCLOSURE AS SHOWN, FOR WALL-MOUNTING WITH 0.25in/6.25mm HARDWARE.
- 4) TWO (2) 1.31in/33mm DIA STANDARD PRE-FAB KNOCKOUTS ARE PROVIDED, SHOWN ON THE LOWER-RIGHT SIDE OF ENCLOSURE FOR UP TO 1in/25mm CONDUIT. IF ADDITIONAL CONDUIT ENTRANCES ARE REQUIRED BY USER, ENCLOSURE SHOULD BE FIELD-MODIFIED BY INSTALLER.
- 5) MOUNTING BRACKETS ARE SUPPLIED ON UNIT AS SHOWN FOR INSTALLATION INTO STANDARD 23in / 584mm EIA RACK. ASSEMBLY SHOULD BE MOUNTED WITH 0.25/6.25mm HARDWARE (NOT SUPPLIED WITH RACK-MOUNTING KIT (EIO193-02)).

FRONT VIEW



SIDE VIEW



DUAL DIMENSIONS in mm

			THIRD ANGLE PROJECTION			
			DRAWN BY MCR 030509 ELECTRONIC APPROVAL SIGNATURES MAINTAINED BY MFG ECN LOG	TITLE AT10.1 SERIES: STYLE-5017 RACK-MOUNTING CUSTOMER INSTALLATION INSTRUCTIONS		
B	N/A	030509	UNLESS OTHERWISE NOTED DIMENSIONS ARE IN INCHES. TOLERANCES ARE:		DRAWING No JA0091-02 REV B B	
REV	ECN No	DATE	SCALE	NTS	PART No	JA0091-02 SHEET 1 OF 1