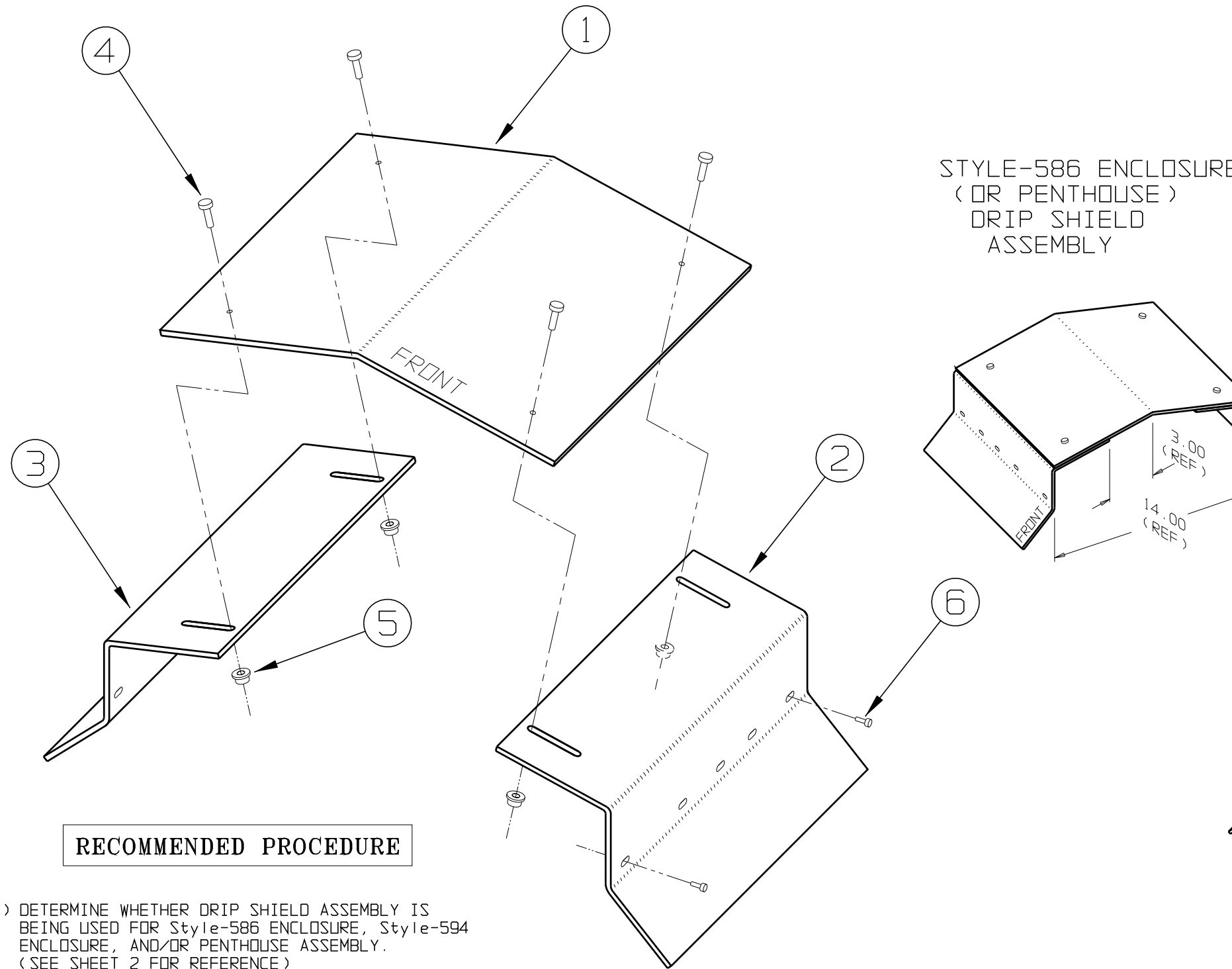


**BILL OF MATERIAL: EI0191-00**

ITEM NUMBER	PART No.	DESCRIPTION	QUANTITY PER ASSY
①	FE0603-00	PANEL, DRIP, SHIELD, AT10.1, G1, CENTER	1
②	FE0602-00	PANEL, DRIP, SHLD, AT10.1, G1, UNIV. SIDE	1
③	FE0602-00	PANEL, DRIP, SHLD, AT10.1, G1, UNIV. SIDE	1
④	PE0041-06	SCW, ZPS, PH. PANMS, 10-32, 0.50"	4
⑤	PE0269-06	NUT, ZPS, SER-HX-FG-LK, 10-32	4
⑥	PE0291-01	SCW, ZPS, PHSWH, TYPE-F, 8/32X.5	4
-	JA0092-00	USER INSTRUCTIONS (THIS SHEET)	1

TORQUE SPECIFICATIONS	
BOLT SIZE	TORQUE RANGE
#8	10-15
#10	16-24
1/4 in	57-77
5/16 in	119-158
3/8 in	17-23 (*)
1/2 in	43-57 (*)

ALL TORQUE RANGES ARE IN in-lb EXCEPT AS NOTED (\*) RATED IN ft-lb



STYLE-586 ENCLOSURE  
(OR PENTHOUSE)  
DRIP SHIELD  
ASSEMBLY

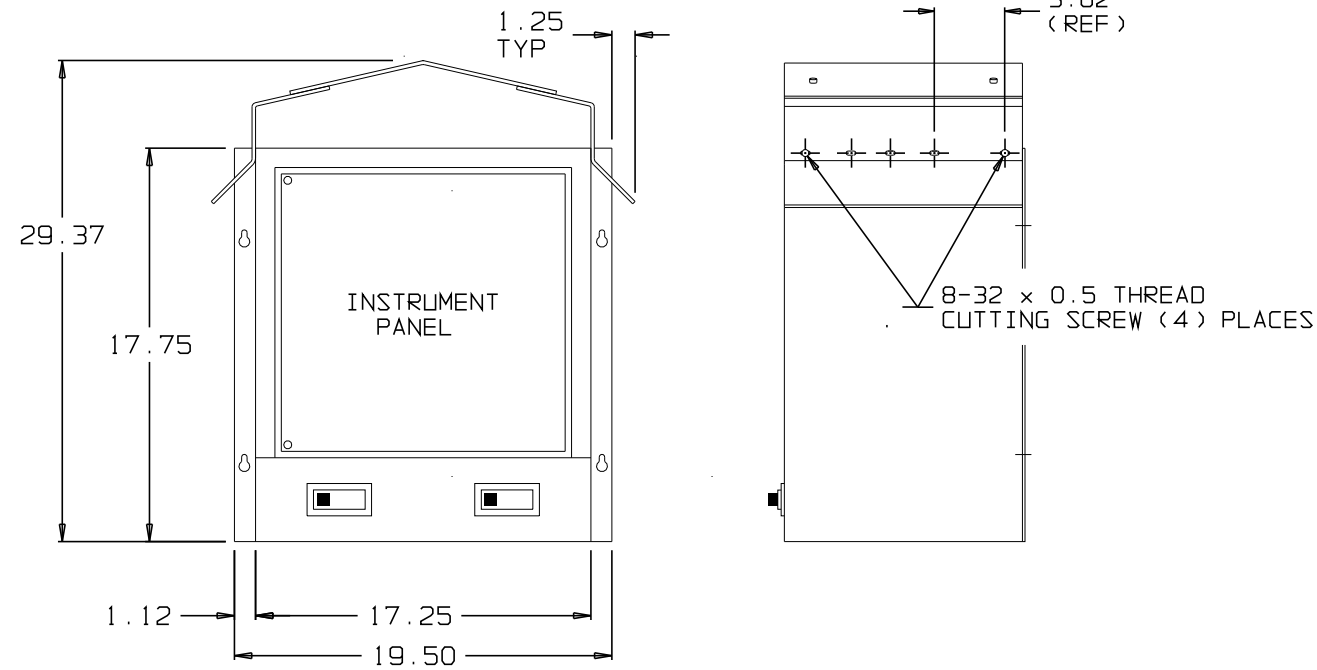
STYLE-594 ENCLOSURE  
DRIP SHIELD  
ASSEMBLY

**RECOMMENDED PROCEDURE**

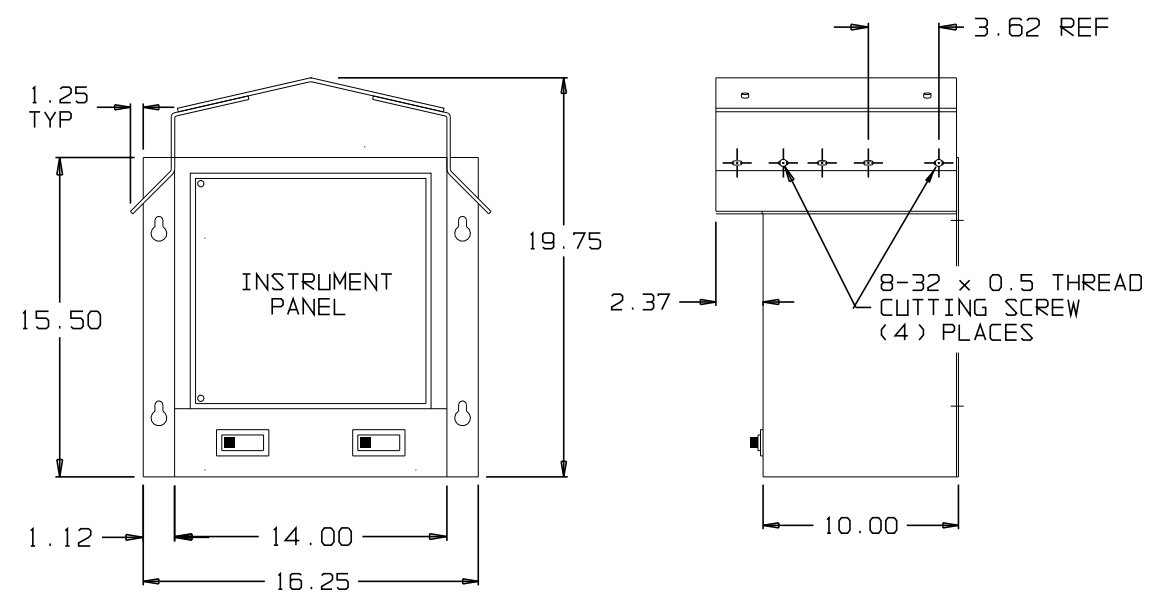
- 1) DETERMINE WHETHER DRIP SHIELD ASSEMBLY IS BEING USED FOR Style-586 ENCLOSURE, Style-594 ENCLOSURE, AND/OR PENTHOUSE ASSEMBLY. (SEE SHEET 2 FOR REFERENCE)
- 2) MOUNT (ITEM 1) TO (ITEM 2) AND (ITEM 3) WITH 10-32 HARDWARE (SUPPLIED), AS SHOWN IN DIAGRAM. NOTE REFERENCE DIMENSIONS FOR DIFFERENT ASSEMBLIES.
- 3) MOUNT ASSEMBLED DRIP SHIELD (ITEMS 1, 2 & 3) TO RESPECTIVE AT10.1 ENCLOSURE WITH (4) 8-32 THREAD-CUTTING SCREWS (ITEM 6). SEE SHEET 2 FOR LOCATING DIMENSIONS AND USAGE OF HOLE PATTERN. (THE ENCLOSURE IS PRE-DRILLED, READY TO ACCEPT MOUNTING SCREWS. DO NOT REDRILL ENCLOSURE HOLES!)

				THIRD ANGLE PROJECTION							
2	-N/A-	030521	N/A	DRAWN BY	PAC	040692	TITLE USER INSTALLATION INSTRUCTIONS AT10.1 GROUP I DRIP SHIELD ACSY: EI0191-00 DRAWING No <b>JA0092-00</b> REV <b>2</b> <b>B</b>				
1	9736	042293	N/A	APPROVED	WAH	040792					
0	8696	040692	WAH	UNLESS OTHERWISE NOTED DIMENSIONS ARE IN INCHES. TOLERANCES ARE:							
REV	ECN No	DATE	APP	SCALE	NTS	PART No	JA0092-00	SHEET	1	OF	2

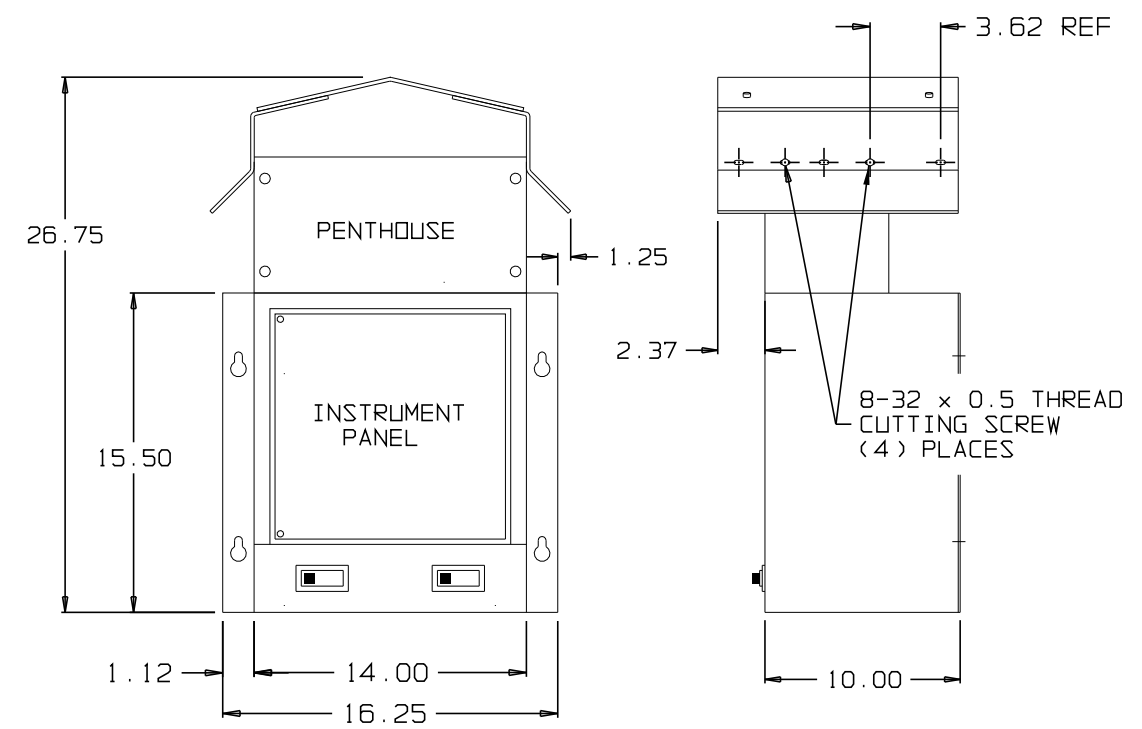
"594" ENCLOSURE WITHOUT PENTHOUSE



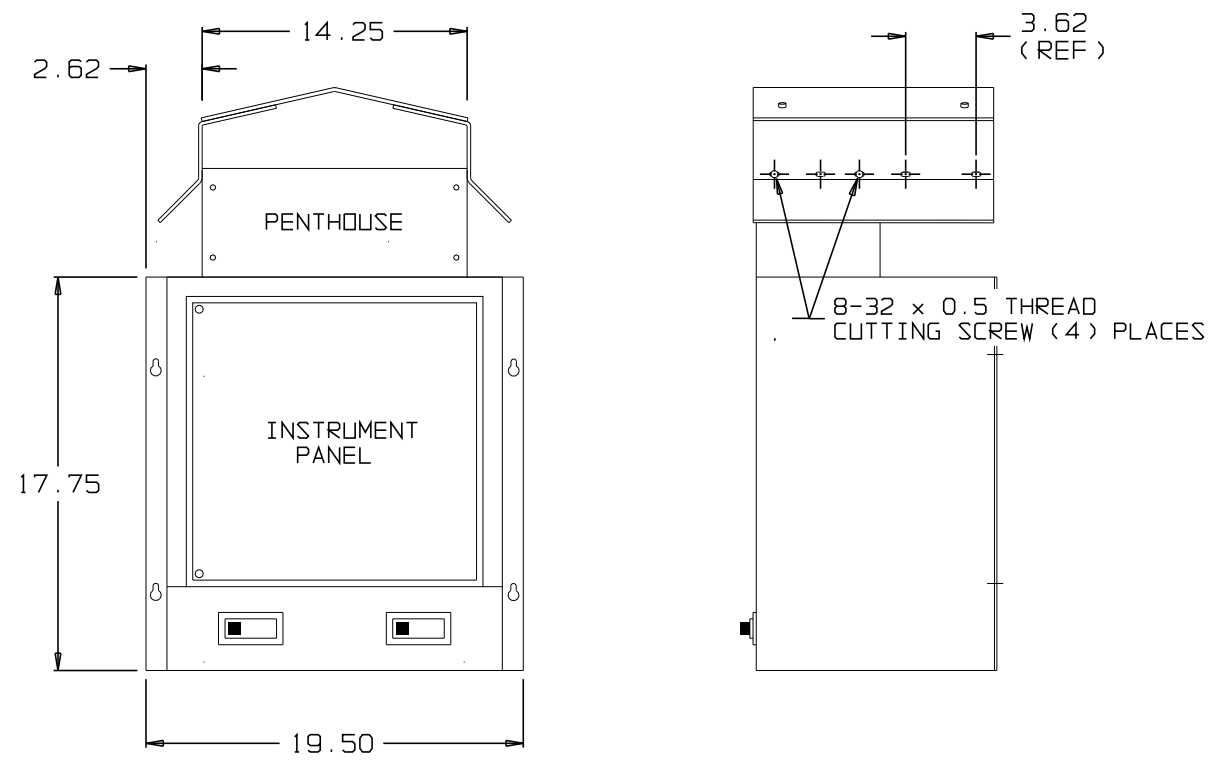
"586" ENCLOSURE WITHOUT PENTHOUSE



"586" ENCLOSURE WITH PENTHOUSE



"594" ENCLOSURE WITH PENTHOUSE



THIRD ANGLE PROJECTION		TITLE USER INSTALLATION INSTRUCTIONS AT10.1 GROUP I DRIP SHIELD ACSY: EI0191-00	
DRAWN BY	PAC	040692	
APPROVED	WAH	040792	
UNLESS OTHERWISE NOTED DIMENSIONS ARE IN INCHES. TOLERANCES ARE:		DRAWING No	REV
		JA0092-00	2
SCALE	NTS	PART No	SHEET
		JA0092-00	2 OF 2
			<b>B</b>