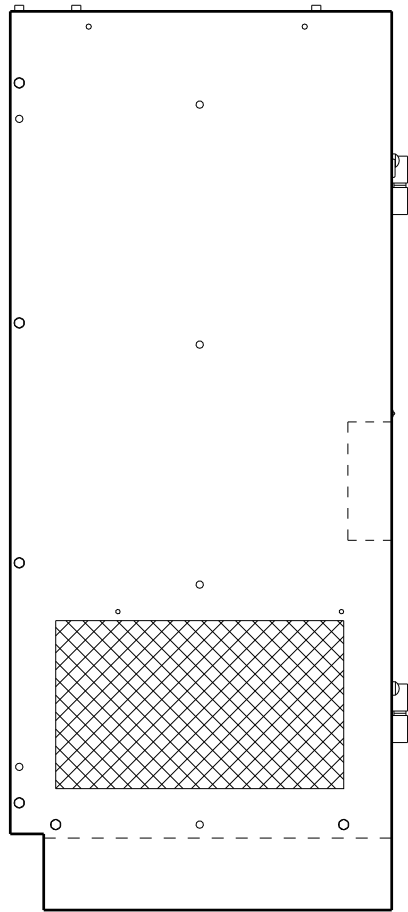
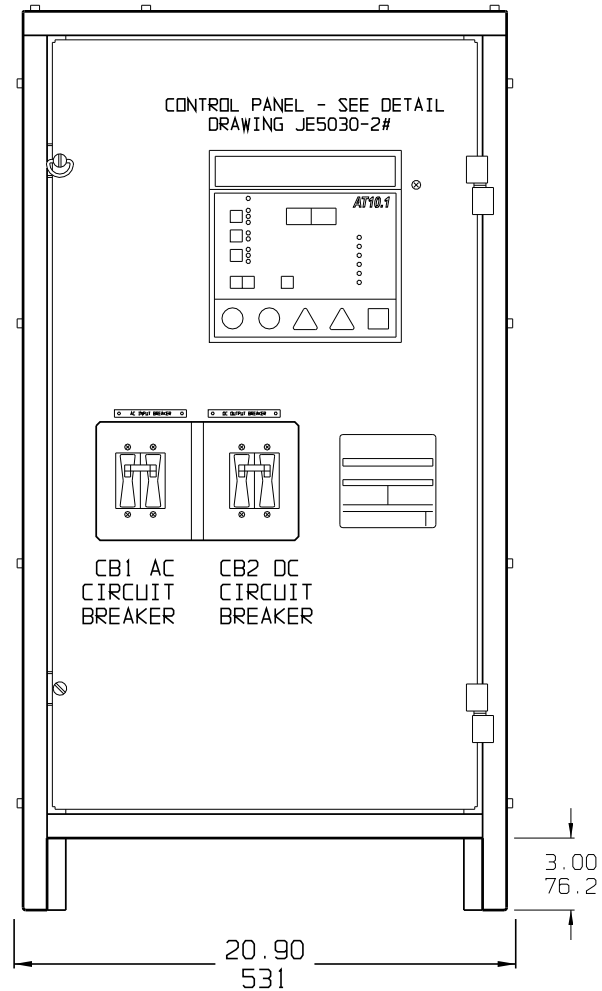


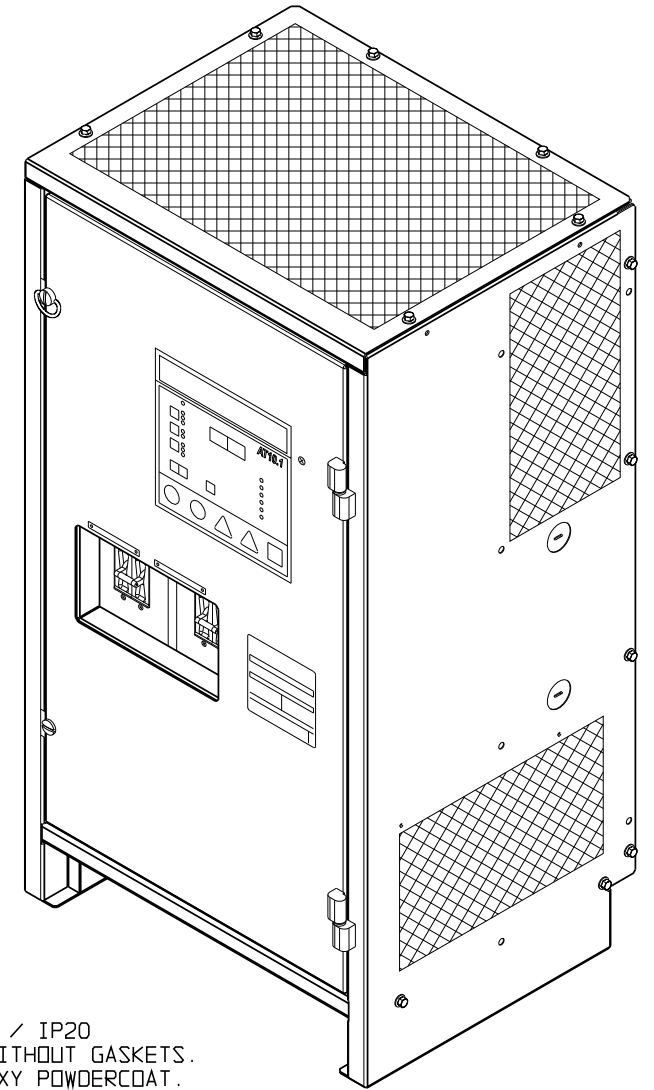
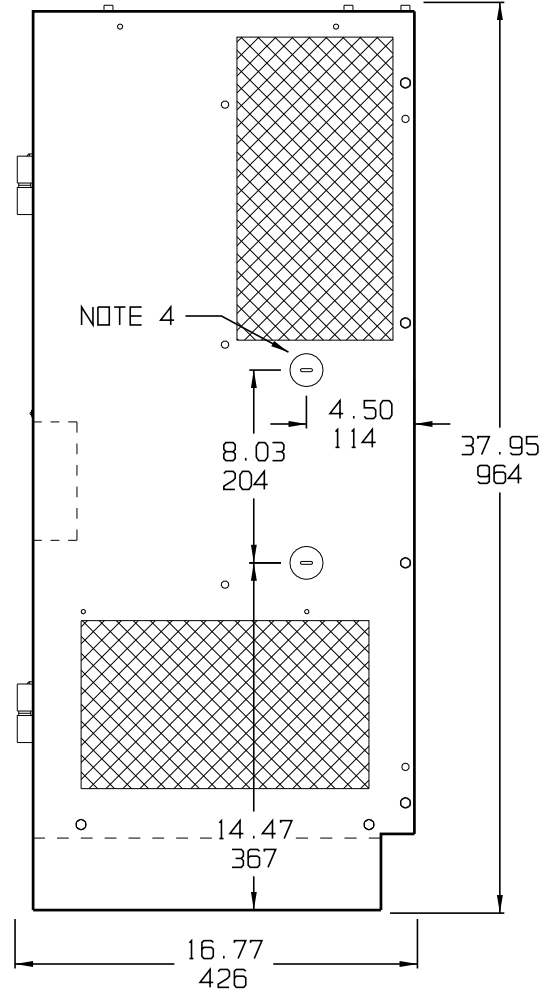
SIDE VIEW



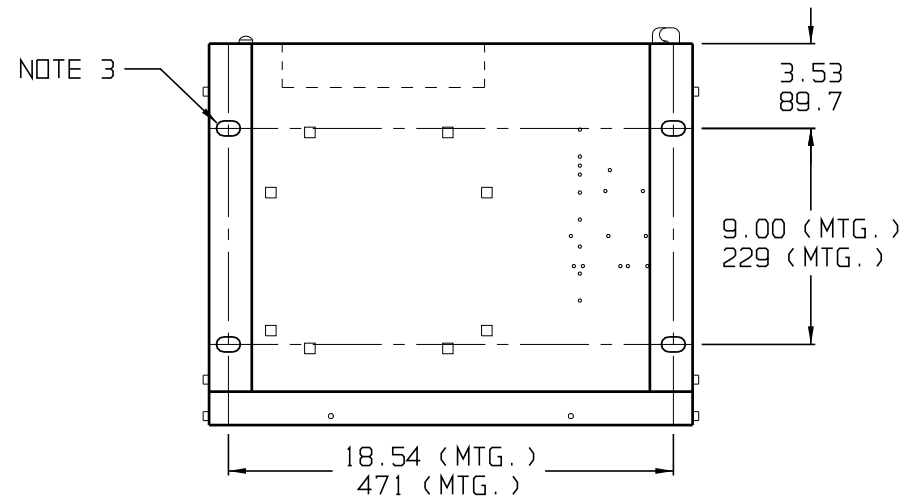
FRONT VIEW



SIDE VIEW



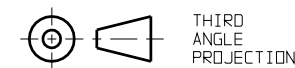
BOTTOM VIEW



NOTES:

- 1) ENCLOSURE IS A NEMA TYPE 1 / IP20 TOP-VENTED STEEL CABINET WITHOUT GASKETS. FINISH IS ANSI-61 GRAY EPOXY POWDERCOAT.
- 2) ALLOW 6in / 152mm OF FREE AIR ON ALL VENTED SURFACES (TOP, SIDES & REAR) FOR COOLING.
- 3) FOUR (4) 1in x 0.625in / 25mm x 16mm FLOOR-MOUNTING SLOTS ARE PROVIDED ON BOTTOM OF ENCLOSURE AS SHOWN.
- 4) TWO (2) 1.31in / 33mm DIA STANDARD PRE-FAB KEY-SLOT KNOCKOUTS ARE PROVIDED AS SHOWN FOR 1in / 25mm CONDUIT ENTRY. IF ADDITIONAL CONDUIT ENTRANCES ARE REQUIRED, ENCLOSURE SHOULD BE FIELD-MODIFIED BY INSTALLER.
- 5) BATTERY CHARGER SHIPPING WEIGHT:
APPROXIMATELY 205-660 lb / 93-300 kg
(see Product Literature)

DUAL DIMENSIONS in mm



2	-N/A-	082221	DRAWN BY	MCR	022603	TITLE			AT10.1 SERIES BATTERY CHARGER OUTLINE: NEMA-1 STYLE-5018 ENCLOSURE		
1	E1541	090905	ELECTRONIC APPROVAL SIGNATURES MAINTAINED BY MFG ECN LOG			DRAWING No			JE5026-00		
0	E1151	022603	UNLESS OTHERWISE NOTED DIMENSIONS ARE IN INCHES. TOLERANCES ARE:			SCALE			NTS		
REV	ECN No	DATE				PART No			JE5026-00		
						SHEET			1 OF 1		
						REV			2		
									B		