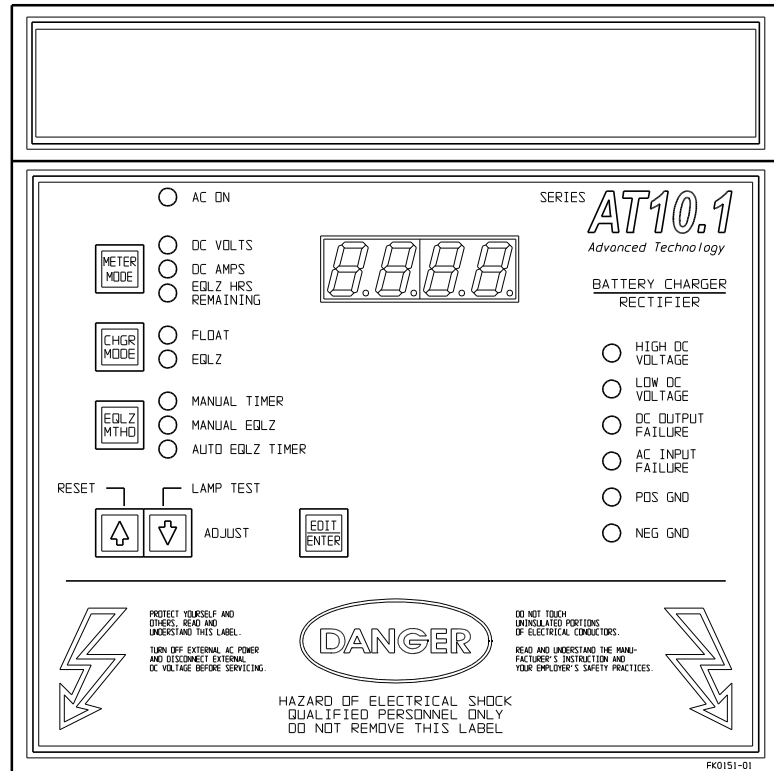
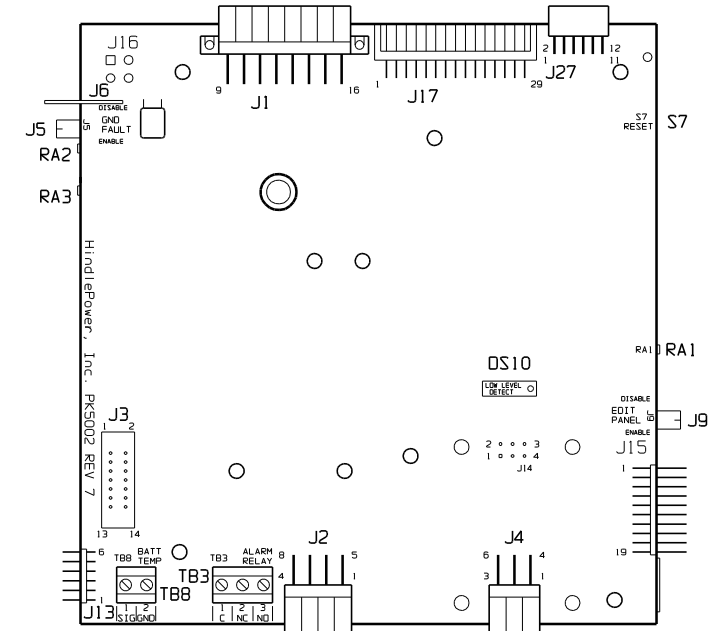
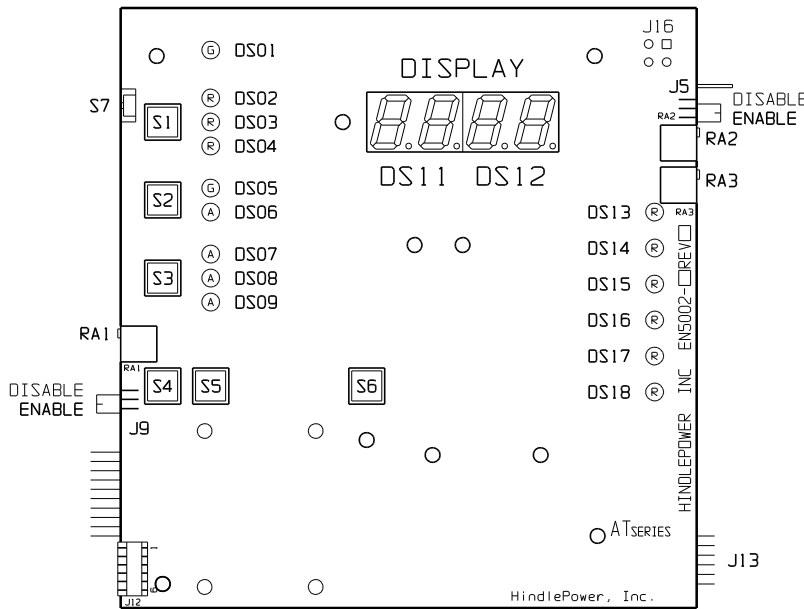


INDICATOR LIGHTS (LEDs):

- | | |
|-------------------------------------|--------------------------------|
| DS01 - GREEN - AC ON | DS10 - RED - LOW LEVEL DETECT |
| DS02 - RED - DC VOLTS | DS11 - RED - (METER DISPLAY) |
| DS03 - RED - DC AMPS | DS12 - RED - (METER DISPLAY) |
| DS04 - RED - EQUALIZE HRS REMAINING | DS13 - RED - HIGH DC VOLTAGE |
| DS05 - GREEN - FLOAT | DS14 - RED - LOW DC VOLTAGE |
| DS06 - AMBER - EQUALIZE | DS15 - RED - DC OUTPUT FAILURE |
| DS07 - AMBER - MANUAL TIMER | DS16 - RED - AC INPUT FAILURE |
| DS08 - AMBER - MANUAL EQUALIZE | DS17 - RED - POSITIVE GROUND |
| DS09 - AMBER - AUTO EQUALIZE TIMER | DS18 - RED - NEGATIVE GROUND |



NOTE: UNLESS OTHERWISE SPECIFIED, ALL ALARM TERMINAL BLOCKS (TB3/TB4/TB8) ARE SOLDERLESS COMPRESSION TERMINALS. CONTACT RATING IS 0.5A @ 125VAC/DC, ACCEPTING #22-14 AWG WIRE.



USER JUMPERS:

- J1 - MAINFRAME SIGNAL HARNESS
- J2 - AUX ALARM RELAY BOARD (A5) SERIAL CONNECTOR
- J4 - FORCED LOAD SHARING CABLE INTERCONNECTOR
- J5 - GROUND FAULT ENABLE/DISABLE
- J6 - EARTH GROUND CONNECTOR
- J9 - FRONT PANEL ENABLE/DISABLE (LOCKOUT)
- J13 - COMMUNICATIONS PC BOARD (A12) INTERCONNECTOR
- J17 - HD GATE DRIVER PC BOARD (A11) INTERCONNECTOR
- J27 - NOT USED (3PH GATE DRIVER PCB INTERCONNECTOR)
- J29 - (future)

SWITCHES:

- S1 - METER MODE
- S2 - CHARGER MODE
- S3 - EQUALIZE METHOD
- S4 - Δ ADJUST
- S5 - ∇ ADJUST
- S6 - EDIT / ENTER
- S7 - PROCESSOR MANUAL RESET

TERMINAL BLOCKS:

- TB3 - SUMMARY ALARM RELAY CONTACTS
- TB8 - OPTIONAL TEMPCO PROBE (A10) INTERCONNECTOR

OTHER CONTROLS:

- RA1 - LOW LEVEL DETECT ADJUST
- RA2 - GROUND FAULT BALANCE
- RA3 - GROUND FAULT SENSITIVITY

NON-USER ACCESSED JUMPERS:

- J3 - OLD A5 RIBBON CONNECTOR
- J12 - BOARD PROGRAMMING
- J14 - OLD FORCED LOAD SHARING
- J15 - MANUFACTURING TEST
- J16 - OLD INTERNAL TEMP

3	21922	120209		THIRD ANGLE PROJECTION	TITLE AT10.1 SERIES BATTERY CHARGER (GROUP I) INSTRUMENT PANEL / PC BOARD DETAIL (STANDARD)	
2	21097	041108	DRAWN BY	MCR	022003	DRAWING No JE5030-10
1	E2044	051705	APPROVED		022003	
0	E1141	022003	UNLESS OTHERWISE NOTED DIMENSIONS ARE IN INCHES. TOLERANCES ARE:		REV 3 B	
REV	ECN No	DATE	SCALE	NTS	PART No	JE5030-10
			SHEET	1	OF	1