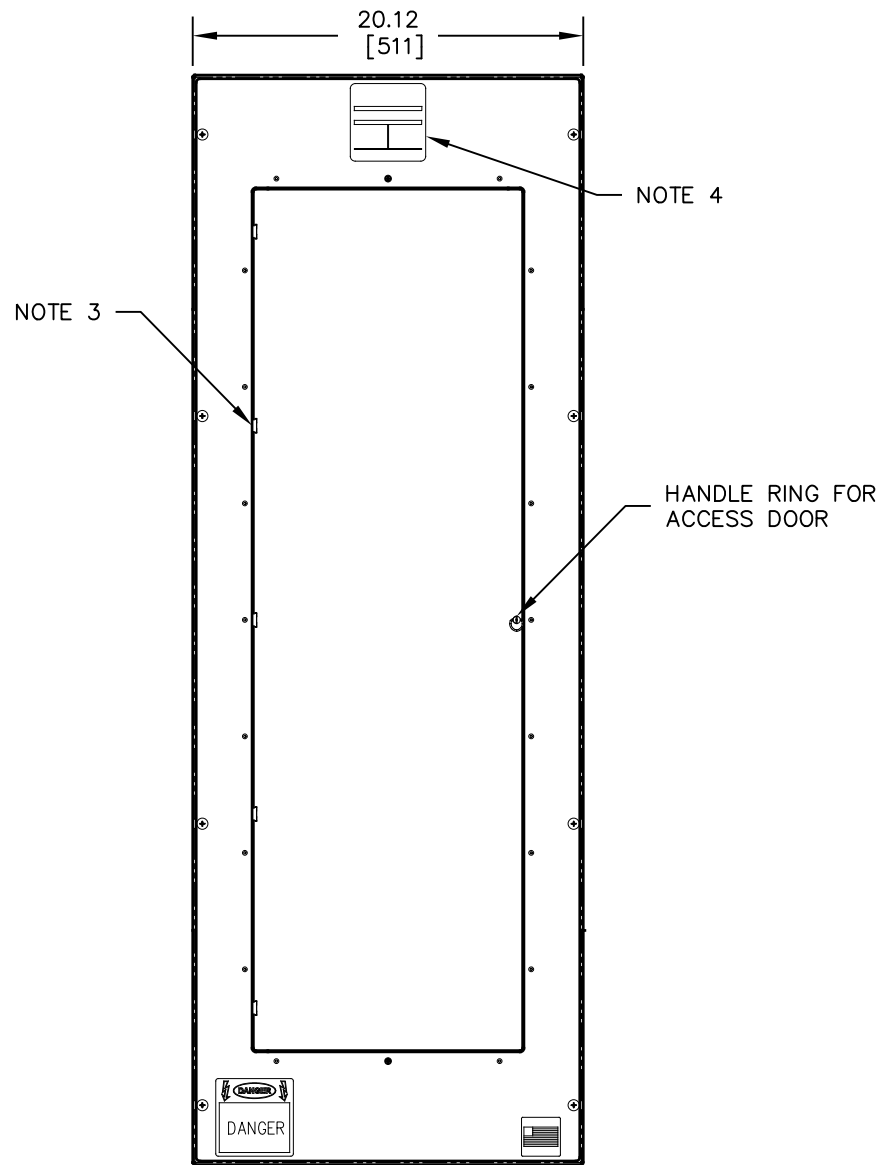
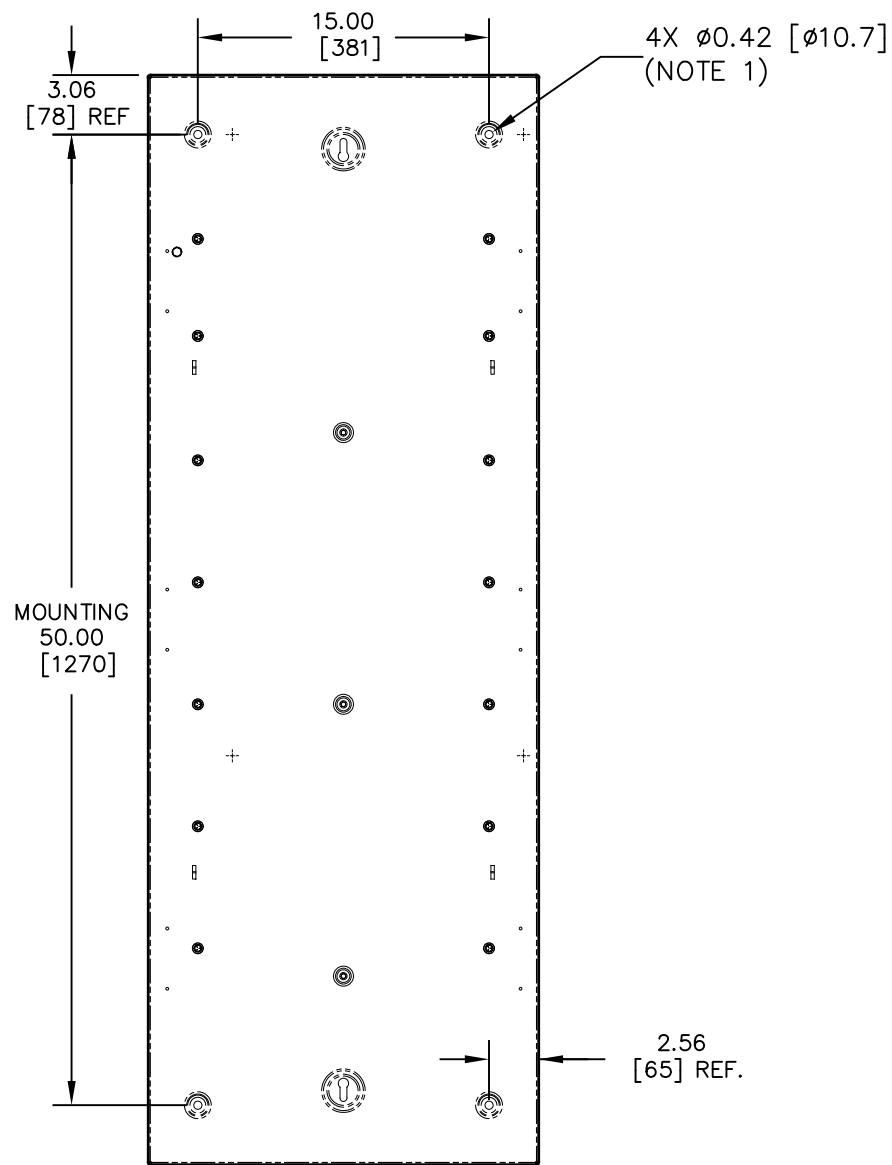


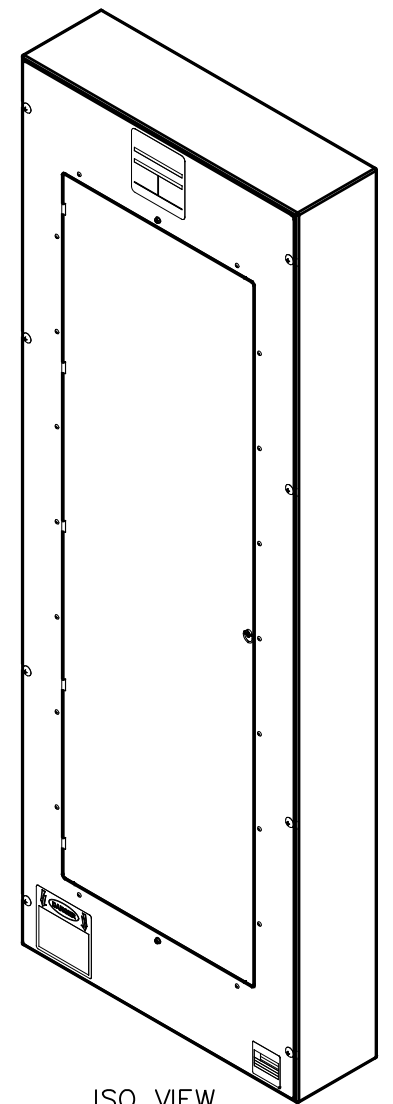
LEFT SIDE VIEW



FRONT VIEW



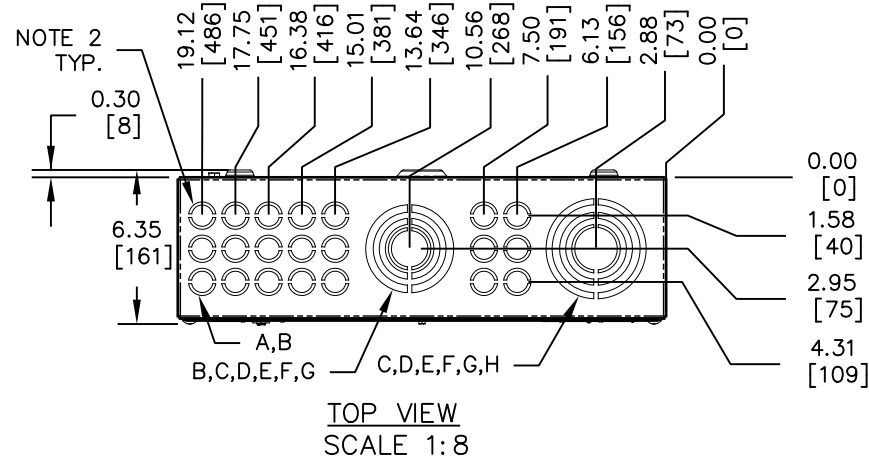
REAR VIEW



ISO VIEW

SPECIFICATIONS:

- A. DCP ASSEMBLY IS NRTL LISTED VIA CSA GROUP SPECIAL INDUSTRIAL CONTROL PANEL (SICP) SHOP PROGRAM. DESIGNED, MANUFACTURED, AND TESTED TO STANDARDS:
 - CSA C22.2 NO.286-17
 - UL 508A
- B. ENCLOSURE IS A NEMA TYPE-1 / IP-20 CABINET WITHOUT GASKETS.
- C. ENCLOSURE CONSTRUCTION IS 16 GA SHEET STEEL.
- D. FINISH IS ANSI-61 GRAY EPOXY POWDERCOAT.



TOP VIEW
SCALE 1: 8

NOTES:

1. FOUR (4) PRE-FAB EMBOSSINGS ARE PROVIDED ON BACK PANEL OF ENCLOSURE AS SHOWN, FOR WALL MOUNTING WITH 3/8in [M10] HARDWARE.
2. VARIOUS CONDUIT KNOCKOUTS PROVIDED. REFER TO BOTTOM-LEFT "KNOCKOUT TABLE".
3. LEFT-HINGED ACCESS DOOR TO MAIN & BRANCH CIRCUIT BREAKERS.
4. DATA NAMEPLATE (WITH PANEL RATINGS) MOUNTED ON FRONT FACE OF NON-HINGED PANEL.
 - MODEL No: DCP56
 - SERIAL No: CUST.PO#/MFG.SALES#
5. DC CONTROL PANEL INSTALLATION WEIGHT: APPROXIMATELY 175 lb / 79.4 kg

SYMBOL	KNOCKOUT TABLE			
	CONDUIT SIZE			
	in	mm	in	mm
A	0.50	13	0.88	22
B	0.75	19	1.12	28
C	1.25	32	1.75	44
D	1.50	38	2.00	51
E	2.00	51	2.50	64
F	2.50	64	3.00	76
G	3.00	76	3.62	92
H	3.50	89	4.12	105



DUAL DIMENSIONS in [mm]

REV	DRN BY	CHK BY	APP BY	DATE	DRN BY	DATE
0	MCR	n/a	n/a	01.10.2024	MCR	01.10.2024
DESCRIPTION				REV 0: INITIAL RELEASE	CHK BY	DATE
					n/a	01.10.2024
				APP BY	DATE	
				n/a	01.10.2024	
NOTICE						
• UNCONTROLLED DOCUMENT						
• CHANGES / DIGITAL SIGNATURES MAINTAINED BY MANUFACTURER						
THIRD ANGLE PROJECTION			SIZE	B	SCALE	NTS
DWG No		JE5368-56		REV	0	
SHEET		1 OF 1				

TITLE
DC CONTROL PANEL
MH56 ENCLOSURE OUTLINE DRAWING
WALL-MOUNT NEMA TYPE-1 STYLE-5013